



## MATERIALS

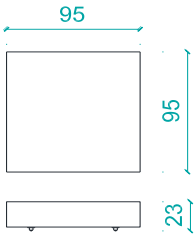
Hardwood frame with elastic column construction webbing, is covered with high quality foam of different densities. Upholstery is in a wide choice of premium fabrics, leather, vinyl or COM.

**Wood Trays:** 12mm veneer pressed mdf panel is used. After cutting pieces, all parts are glued each other to make a tray. It is varnished by matte polyurethane lac. and left for chemical hardening.

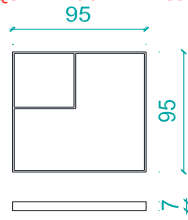
**Leg materials:** Concealed plastic glides

**Dimensions:** Single arm module 185x95x69h / Single arm module 165x95x69h / Armless module 140x95x69h / Armless module 120x95x69h / Square wood tray 95x95x7h / Rectangular wood tray 45x95x7h

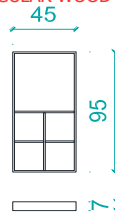
CORNER POUF BASE 95X95



SQUARE WOOD TRAY 95X95




RECTANGULAR WOOD TRAY 45X95



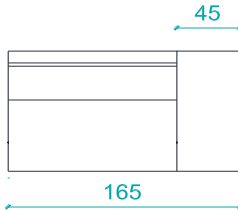
ARMLESS MODULE 120CM



ARMLESS MODULE 140CM



SINGLE ARM MODULE 165cm (LEFT)v



SINGLE ARM MODULE 185cm (LEFT)

